

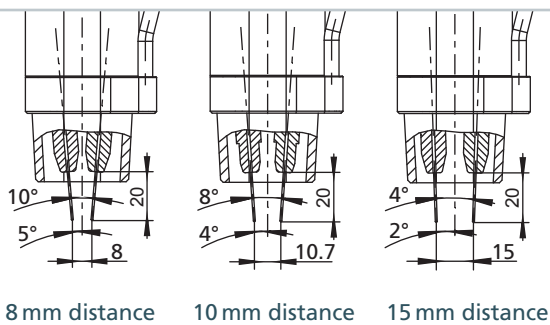
## TBi TD 20/22F-V2 MIG/MAG Tandem Welding Torch

Efficient 3-circuit water cooling system

Attractively priced consumables

High TCP precision

Distance between wire electrodes



### Technical data

#### Tandem welding torch TBi TD 20/22F-V2

Rating at 100% duty cycle (10 min. cycle)  
- Mixed gas: 2 x 550 A

Cooling method 3-circuit water cooling

Wire diameter 0.8 – 1.6 mm

Gas flow 30 l/min

Blow-out function max. 10 bar, protective gas channel separated by check valve

Weight (without cables) approx. 1.8 kg

Technical specification according to IEC 60974-7

Torch rating will be reduced when using pulsed-arc power sources. For heavy-duty use of the torch, it is highly recommended to use 3 separate water coolers, or a refrigerator unit.

### Ordering information (complete torches)

Standard parts for wire diameter 1.2 mm are included.  
If other parts are needed, please order additionally.

8 mm distance between wire electrodes

10 mm distance between wire electrodes

15 mm distance between wire electrodes

Connection Euro, 0° bent

TBi TD 20F8-V2 - 042P5805\_\_\*

TBi TD 20F10-V2 - 042P3805\_\_\*

TBi TD 20F15-V2 - 042P7805\_\_\*

Connection Euro, 22° bent

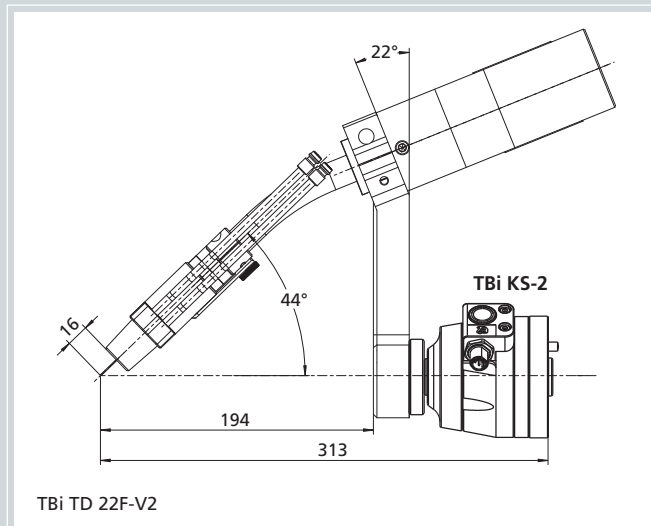
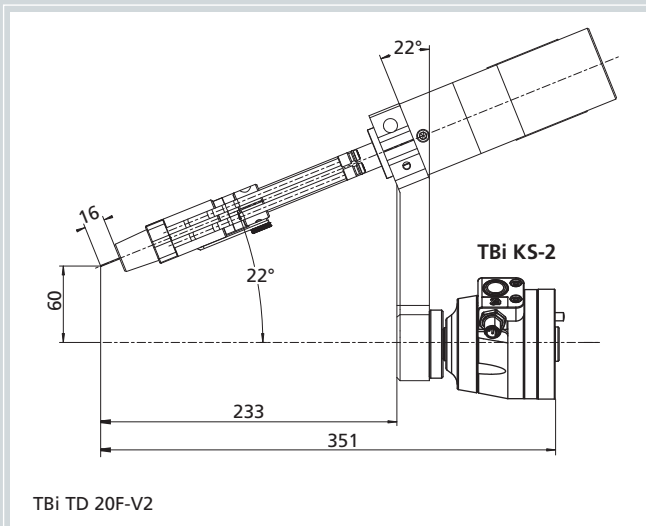
TBi TD 22F8-V2 - 042P6805\_\_\*

TBi TD 22F10-V2 - 042P4805\_\_\*

TBi TD 22F15-V2 - 042P8805\_\_\*

\* At the blank, please insert the required cable length in decimeters, e.g. 12 for 1.2 m length.

## Torch mounts



Torch mount 22° bent, incl. screws

536P101700

TBi KS-2-TD Safety-off mechanism complete


536P001012

TBi KS-2 extension flange

536P001008

The extension flange increases the length of the KS-2 by 21 mm, in order to reach the same length as KS-1 or FL-1.

## Consumables



Pos.	Description	Part. No.
------	-------------	-----------

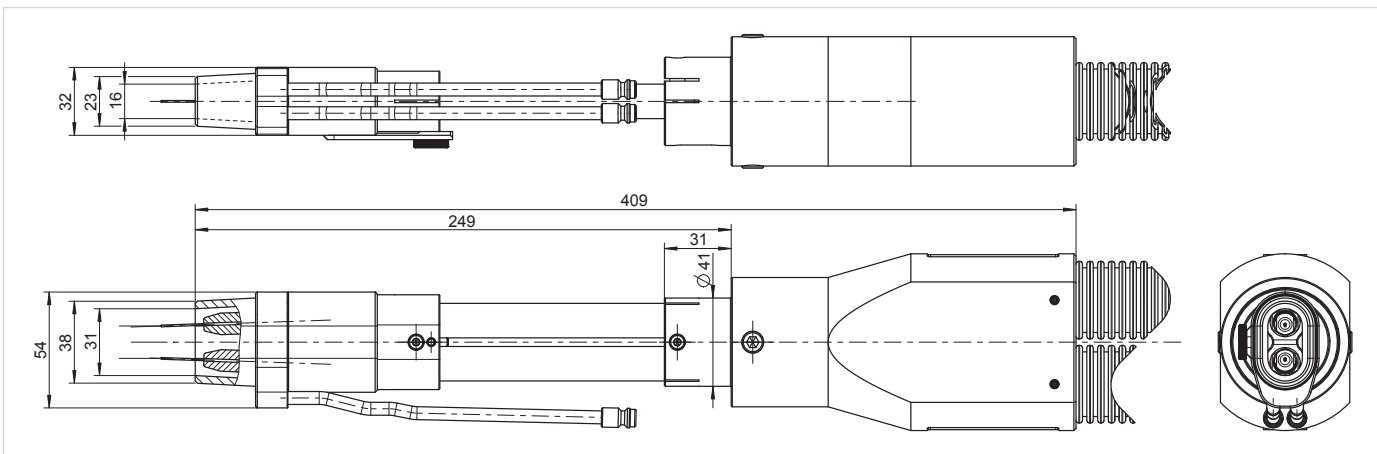
### Consumables and spare parts

▶ 10	Gas nozzle, NW 23x38, connect. narrow side	042P101033
11	Gas nozzle, NW 23x38, connection on wide side	042P101039
20	Contact tip M8x30, CuCrZr	343P_3262*
30	Tip holder M8, L=34, CuCrZr	342P008042
-	O-ring for gas nozzle	365P020030
50	Insulator ceramic for F8	346P014442
50	Insulator ceramic for F10, F15	346P014342
60	Insulating washer	042P102110

### Wire Guides

-	Liner w/ insulation blue, 3.4 m, for wire 0.8-1.0	324PB00234
▶ -	Liner w/ insulation red, 3.4 m, for wire 1.0-1.2	324PC00234
-	Liner w/ insulation yellow, 3.4 m, for wire 1.2-1.6	324PD00234

## Dimensions



▶ = Standard equipment

\* At the blank, please insert suitable information for wire diameter or wire guide length, e.g. 08 for 0.8 mm or 3 for 3 m.

© 2014 TBi Industries GmbH. All rights reserved. Subject to change without notice. Excerpts and reprints not permitted. Nr. DOKP142032, 03/2014.